

Accessing Your Child's Blogfolio

Your child has a private blogfolio to communicate learning in a variety of ways. You are an important part of the learning process.

Logging In

Your teacher will provide you with a unique id/pw to gain entry into your child's blogfolio. You can either wait until you receive an automated message link in your email or you can choose to access it at any time. Locate your school's website:

Go to **CLASSES or STAFF** > scroll down to the teacher > click on their website or web page.

Locate your child's name and click. (*You might wish to bookmark this for future times.)

LOG IN with the provided USERNAME ID and PASSWORD. (*If you are unsure, please ask the teacher.)

Click **LOG IN**

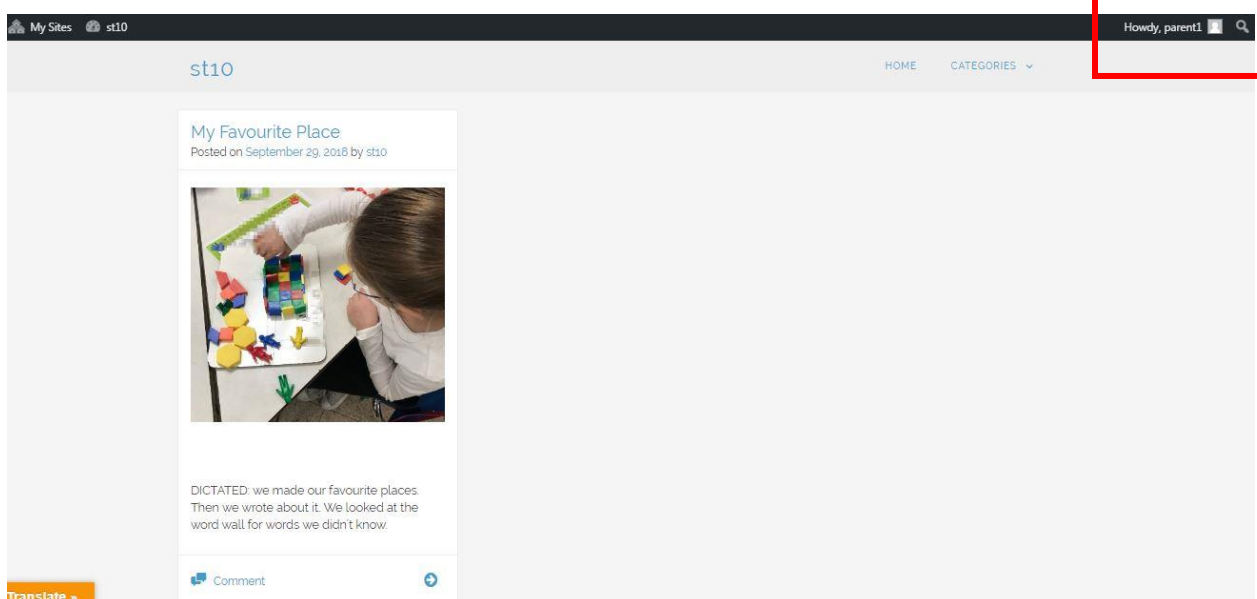
This will take you to the front page of your child's blogfolio.



A screenshot of the WordPress login interface. At the top is the WordPress logo. Below it, a message says "You are now logged out." The main form has two input fields: "Username or Email Address" containing "parent1" and "Password" with masked characters. Below the password field is a checkbox for "Remember Me" and a blue "Log In" button. A note at the bottom of the form reads "Visible only to registered users of this site".

CHANGE YOUR PASSWORD FROM THE DEFAULT

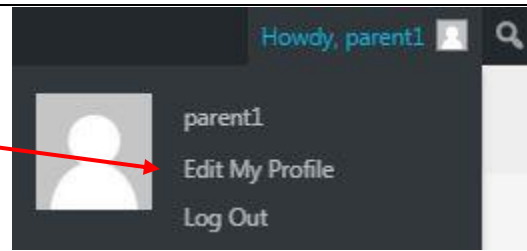
At the top right, there is a "Howdy, (your ID)". Hover your mouse over it.



A screenshot of a WordPress blogfolio front page. The top navigation bar shows "My Sites" and "st10". The main content area features a post titled "My Favourite Place" by "st10", dated "September 29, 2018". The post includes a photo of a child with colorful blocks and a text block that says "DICTATED: we made our favourite places. Then we wrote about it. We looked at the word wall for words we didn't know." A "Comment" button is visible below the text. In the top right corner, a user menu is highlighted with a red box, showing "Howdy, parent1" with a profile icon and a search icon.

Accessing Your Child's Blogfolio

Select **EDIT MY PROFILE**



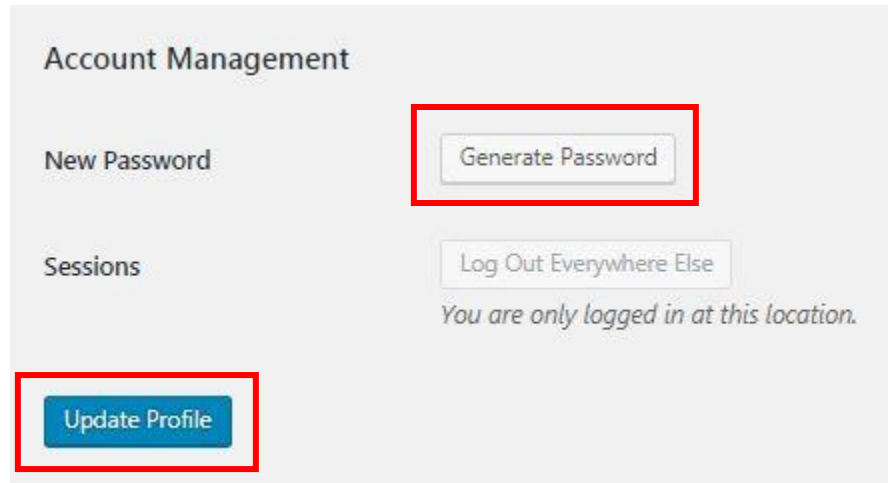
Scroll down to the bottom > **ACCOUNT MANAGEMENT**

Select **GENERATE PASSWORD**

Type in any password that you would prefer.

(Note: A strong password has a minimum of 6 characters with a number or symbol.)

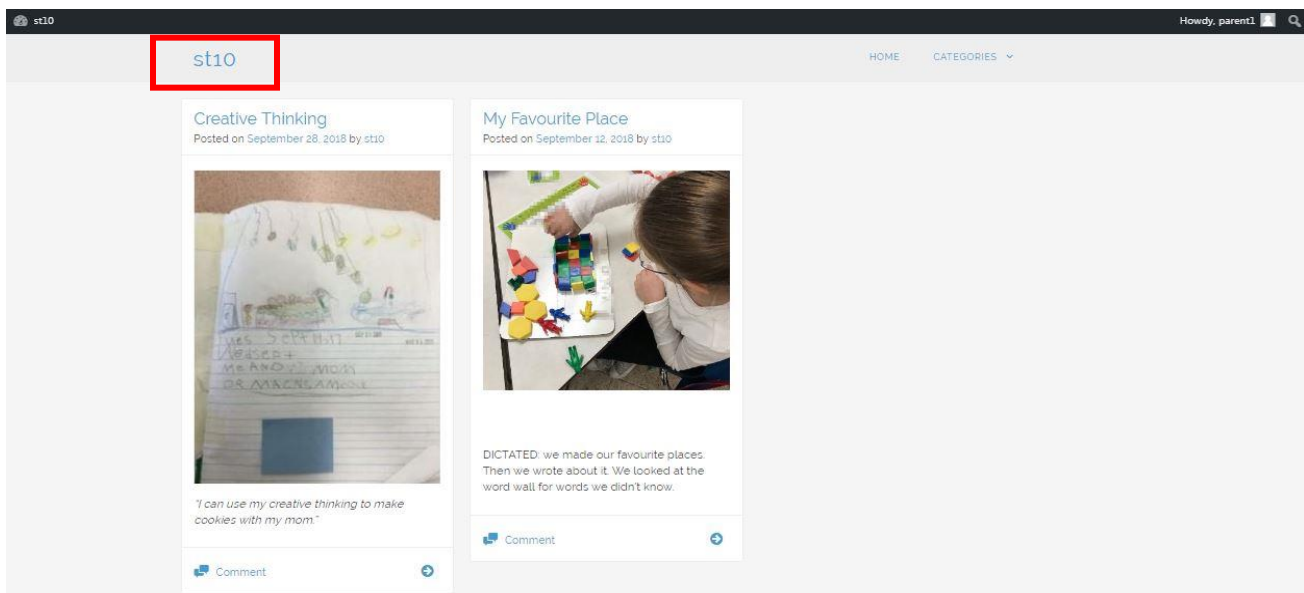
Click **UPDATE PROFILE**



If you forget your password, please email the teacher to have it reset.

See Your Child's Learning

Click on your child's name to flip between the front of the site and the back of the site.



This example shows 2 posts. They are by date order; the most recent one is first. As posts are published the area will continue to fill producing a grid-like effect.

Accessing Your Child's Blogfolio

Clicking on the **TITLE** of a post will expand into full view.

You may see an image with written details or an audio recording or a video clip or a written piece of text.

Every post offers an opportunity to **LEAVE A REPLY**.

The **Comment** box is for you to respond.

Click **POST COMMENT** to have your comment saved.

My Favourite Place

Posted on September 12, 2018 by st10



DICTATED: we made our favourite places. Then we wrote about it. We looked at the word wall for words we didn't know.

This entry was posted in [Artistry](#), [Communication](#), [Perspectives](#), [Prototype/Make](#).

[Next →](#)

Leave a Reply

[Logged in as parent1. Log out?](#)

Comment

This is where you can leave a comment on your child's work. It can be directed towards your child or to the teacher.

Post Comment

Thank you for engaging in your child's learning.