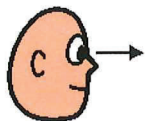


/s/ Initial Carrier Phrases




I



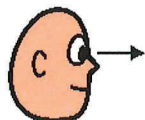
see

A

a




I



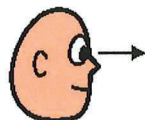
see

A

a



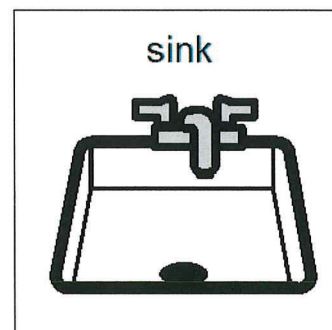
I



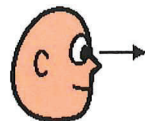
see

A

a



I



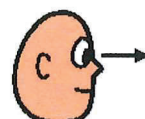
see

A

a



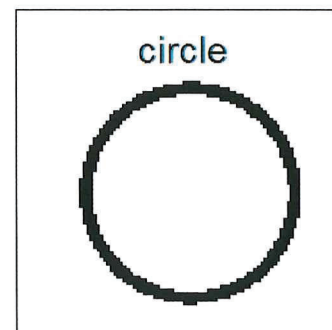
I



see

A

a

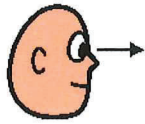


When Carrier phrases are mastered, move onto choosing a picture single word list and making up your own sentence. Use at least 2 pictures to make a silly sentence

/s/ Initial Carrier Phrases




I



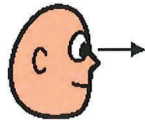
see

A

a




I



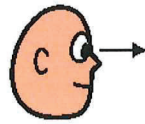
see

A

a



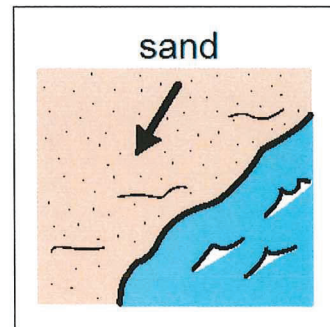
I



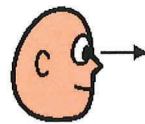
see

A

a




I



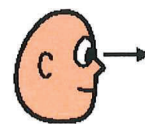
see

A

a




I



see

A

a

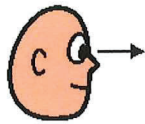


When Carrier phrases are mastered, move onto choosing a picture single word list and making up your own sentence. Use at least 2 pictures to make a silly sentence

/s/ Initial Carrier Phrases



I



see

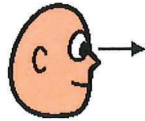
A

a

brother / sister



I




see

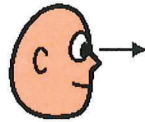
A

a

sea gull



I




see

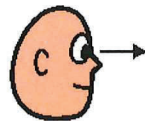
A

a

celery



I



see

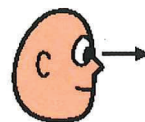
A

a

sit



I




see

A

a

surprised



When Carrier phrases are mastered, move onto choosing a picture single word list and making up your own sentence. Use at least 2 pictures to make a silly sentence