

Articulation

Homework

Helpers

/L/ -sound

Dear _____,

We are working on the /l/ sound in speech therapy in the:

initial medial final mixed

position(s) of:

words sentences conversation

Please provide these reminders when working on this sound at home:

1) _____

2) _____

3) _____

Please try to practice:






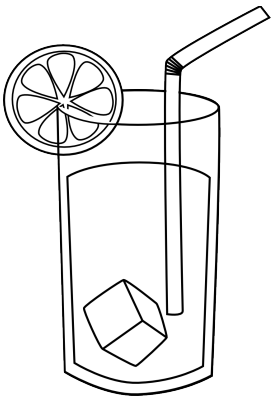
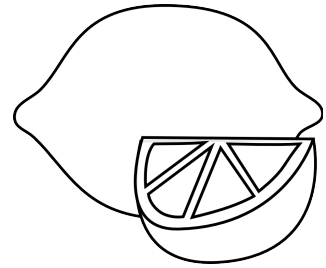


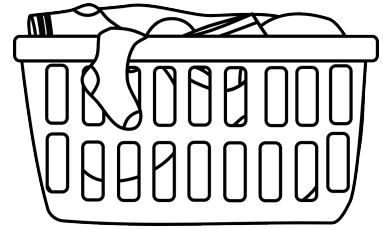


_____ times a week for _____ minutes

Thank you for your support!






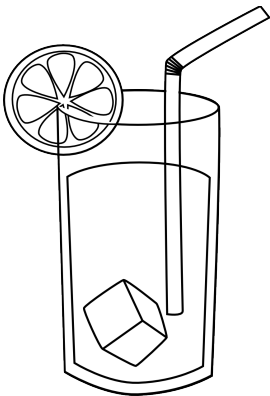
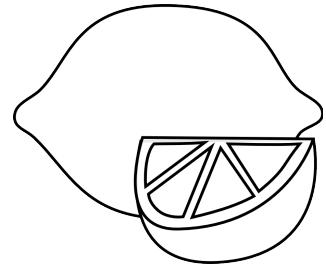


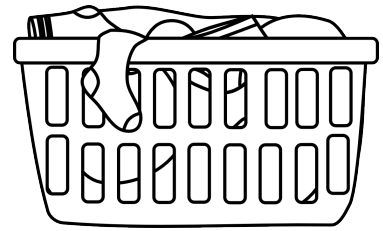


Articulation Homework Helpers

/L/ -sound
initial position

Cut out the cards below and on the page that follows.
Practice working on the /l/ sound while you play "memory".




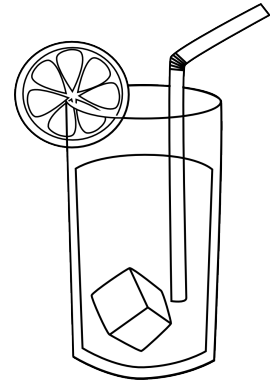




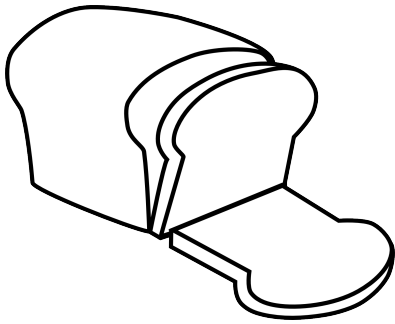








Cut out the cards below and practice working on the //
sound while you play "memory".




Tic-Tac-Toe

Cut out the boxes on the page that follows. Then, place the x's and o's on the board as you play tic-tac-toe with a partner.







Color or dab a dot, each time you say a word
that is pictured.






Each time you say a word that is pictured, color or dab a dot.



Use a pencil to secure a paper clip over the middle of the spinner. Then, spin the paper clip. When it stops, say the word that word in a sentence, then color it.




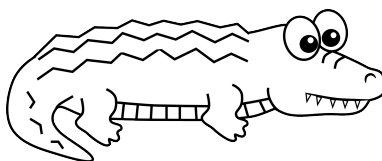



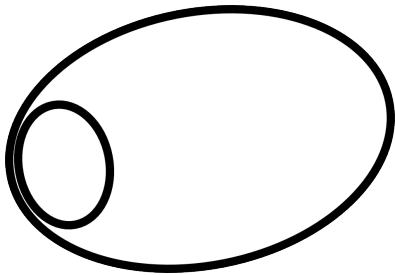



Cut apart the puzzle pieces. Put them back together, while making up a silly story using the words pictured.




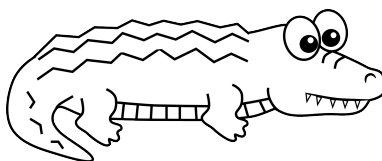



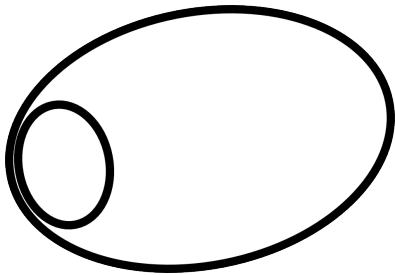



Articulation Homework Helpers

/L/ -sound
medial position

Cut out the cards below and on the page that follows.
Practice working on the /l/ sound while you play "memory".





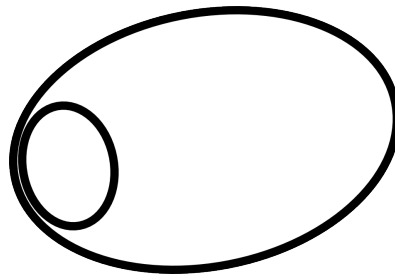










Cut out the cards below and practice working on the // sound while you play "memory".




Tic-Tac-Toe

Cut out the boxes on the page that follows. Then, place the x's and o's on the board as you play tic-tac-toe with a partner.







**Color or dab a dot, each time you say a word
that is pictured.**






Each time you say a word that is pictured, color
or dab a dot.



Use a pencil to secure a paper clip over the middle of the spinner. Then, spin the paper clip. When it stops, say the word that word in a sentence, then color it.





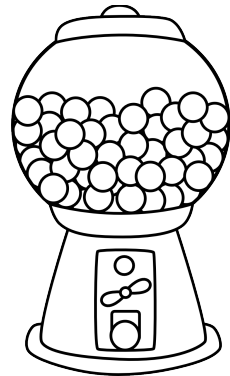

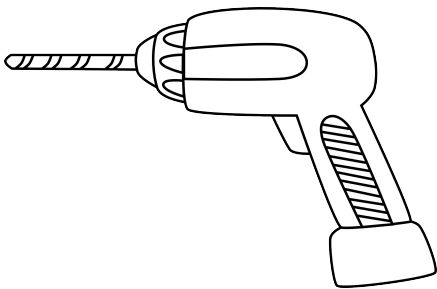




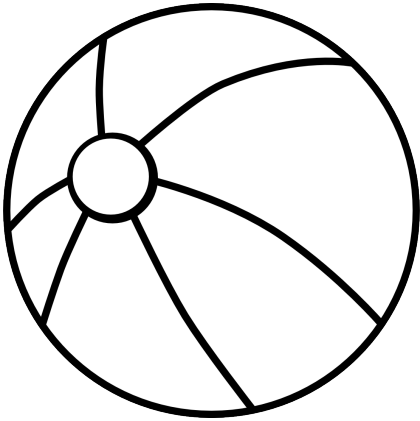
Cut apart the puzzle pieces. Put them back together, while making up a silly story using the words pictured.





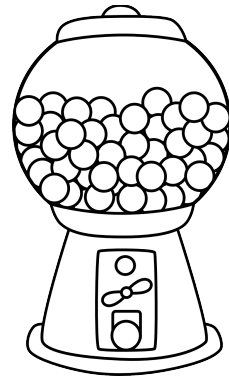

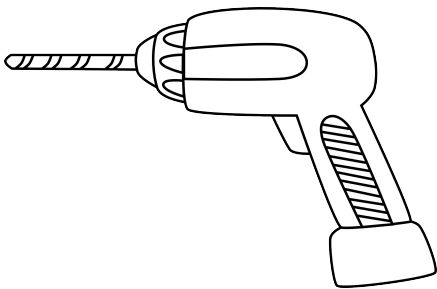




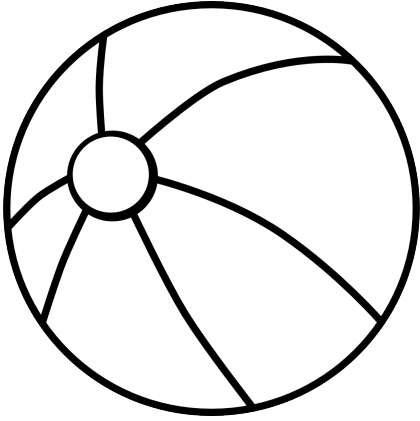
Articulation Homework Helpers

*/L/ -sound
final position*

Cut out the cards below and on the page that follows.
Practice working on the /l/ sound while you play "memory".



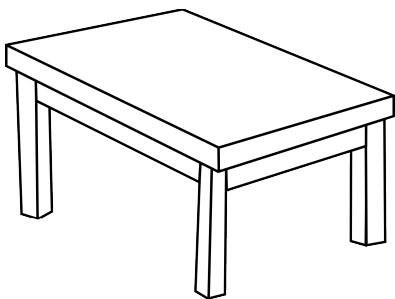




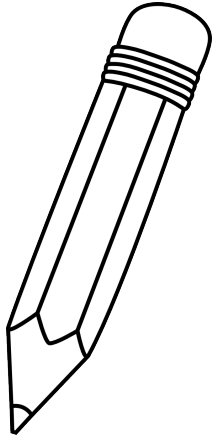








Cut out the cards below and practice working on the // sound while you play "memory".




Tic-Tac-Toe

Cut out the boxes on the page that follows. Then, place the x's and o's on the board as you play tic-tac-toe with a partner.







**Color or dab a dot, each time you say a word
that is pictured.**






Each time you say a word that is pictured, color or dab a dot.



Use a pencil to secure a paper clip over the middle of the spinner. Then, spin the paper clip. When it stops, say the word that word in a sentence, then color it.







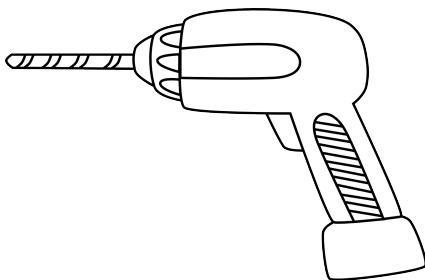




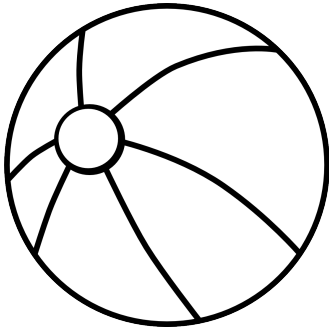
Cut apart the puzzle pieces. Put them back together, while making up a silly story using the words pictured.







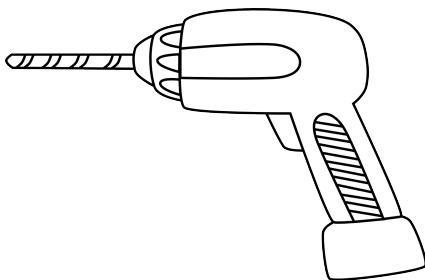




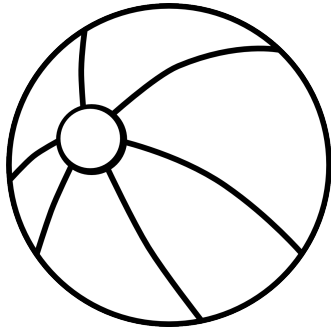
Articulation Homework Helpers

/L/ -sound
mixed positions

Cut out the cards below and on the page that follows.
Practice working on the /l/ sound while you play "memory".


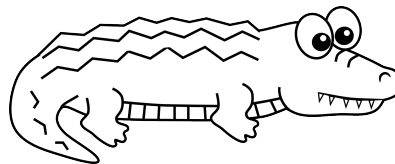






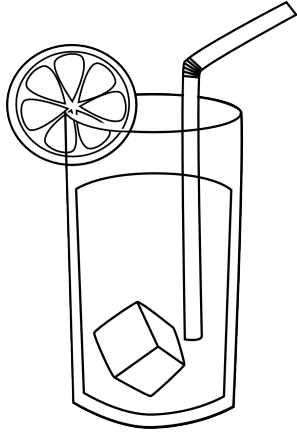








Cut out the cards below and practice working on the //
sound while you play "memory".












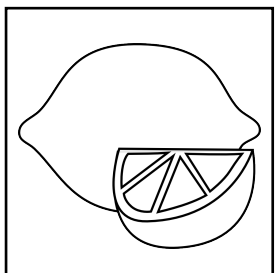











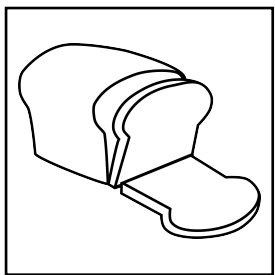

Tic-Tac-Toe

Cut out the boxes on the page that follows. Then, place the x's and o's on the board as you play tic-tac-toe with a partner.










Roll the die, say a word, then color it in! Continue until all of the spaces are filled.




Use a pencil to secure a paper clip over the middle of the spinner. Then, spin the paper clip. When it stops, say the word that it lands on three times, then color it.






**Color or dab a dot, each time you say a word
that is pictured.**






Each time you say a word that is pictured, color
or dab a dot.



Cut apart the puzzle pieces. Put them back together, while making up a silly story using the words pictured.



Cut apart the puzzle pieces. Put them back together, while making up a silly story using the words pictured.



Credits

