

Following Directions Activity

Following directions: "draw a line on, draw a line next to, draw a circle around, put an x on, draw a circle on, draw a square on, draw a square around."

If your child is working on 2-step directions, you can use "First, Then" (e.g., "First circle the banana, then put an X on the boots.")



eye



ear



mouth



chin



arm



leg



hand



head



fork



knife



spoon



plate



shirt



shoe



hat



pants



sweater



socks



shorts



cap



bathing suit



beach towel

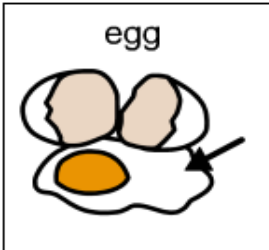
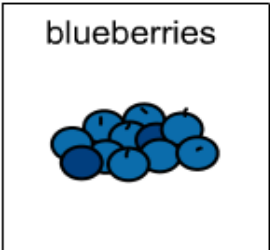
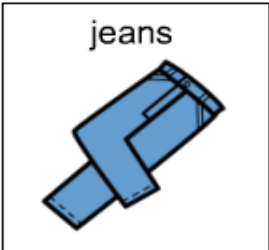
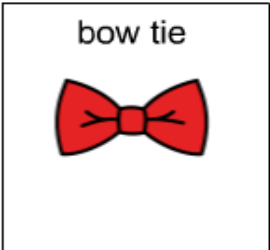

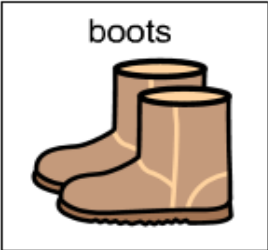


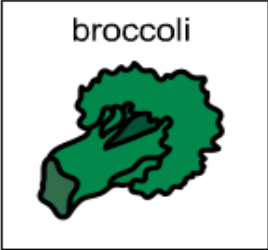

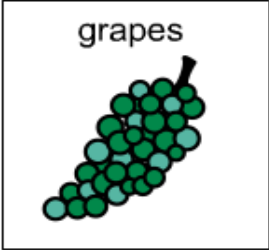


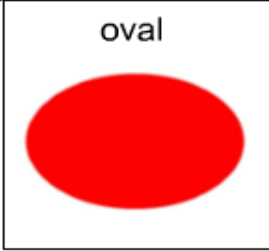

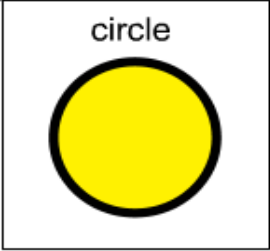
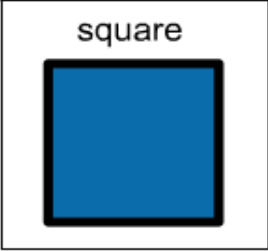


sun glasses



beach umbrella





cereal



sandwich



fries



burger



cookies



cake



ice cream



candy



stove



couch



TV



dresser



rocking chair




bed



table



shelf



clown



ghost



pirate



princess




Go Fish



blocks



checkers



tic-tac-toe



vet



doctor



teacher



pilot



car mechanic



plumber



carpenter



server



keyboard



printer



mouse



computer

