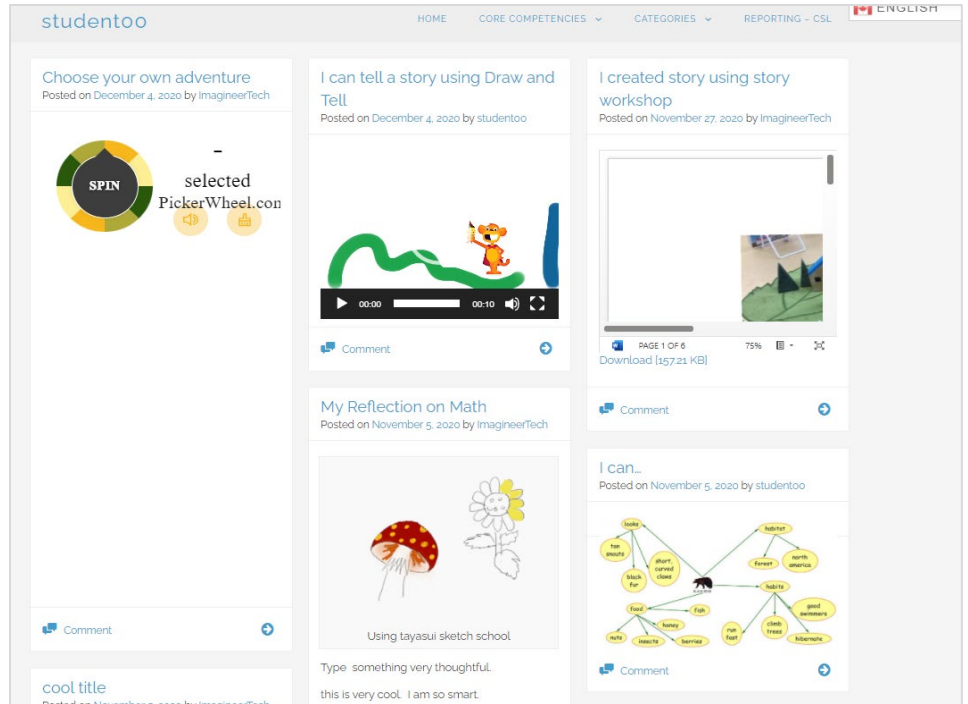


Using Featured Image Option

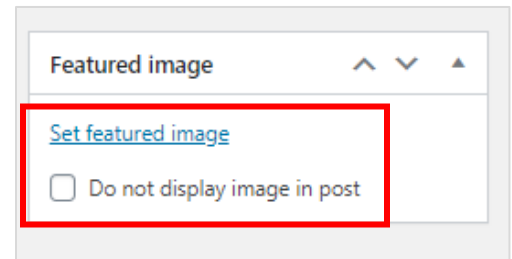
This is how posts are seen when the default Visual+ theme or any grid theme is used. Selecting any post expands the excerpt view into full view.

(In other themes, this may not be case.)

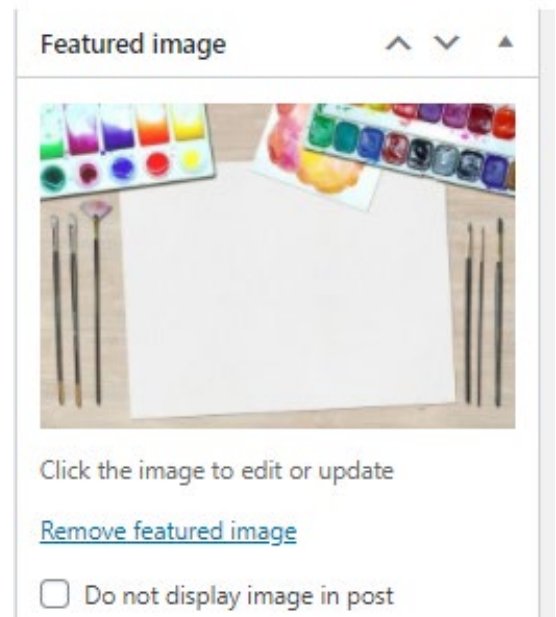


You may choose to focus on an image, rather than the title. One option is to use the **FEATURED IMAGE** box (found on bottom right side).

This will highlight an image at the top of the post.



In this example, I have uploaded a specific image (could be the same image as in your post).



Using Featured Image Option

The Result? The featured image shows up at the top of each post, pushing the title and content downward. This is really about aesthetics and does not affect the content of the post.

The screenshot shows the studentoo website interface. At the top, there is a navigation bar with the following items: "studentoo", "HOME", "CORE COMPETENCIES" (with a dropdown arrow), "CATEGORIES" (with a dropdown arrow), and "REPORTING - CSL" (with a dropdown arrow). The main content area is a grid of posts:

- Post 1 (Top Left):** Features a blue background with a white speech bubble containing the text "WHAT'S YOUR STORY?". Below the image is the title "Choose your own adventure" and the text "Posted on December 4, 2020 by ImagineerTech".
- Post 2 (Top Middle):** Features an image of a blank white sheet of paper with watercolor palettes and brushes around it. Below the image is the title "I can tell a story using Draw and Tell" and the text "Posted on December 4, 2020 by studentoo".
- Post 3 (Top Right):** Features a blue background with a white speech bubble containing the text "WHAT'S YOUR STORY?". Below the image is the title "I created story using story workshop" and the text "Posted on November 27, 2020 by ImagineerTech".
- Post 4 (Middle Left):** Features a circular "SPIN" wheel graphic and the text "selected PickerWheel.com". Below the image is a video player showing a cartoon character on a green path. Below the video player is a "Comment" button.
- Post 5 (Middle Right):** Features a video player showing a landscape with trees. Below the video player is the text "PAGE 1 OF 6", "75%", and "Download [157.21 KB]". Below the video player is a "Comment" button.
- Post 6 (Bottom Left):** Features the title "My Reflection on Math" and the text "Posted on November 5, 2020 by ImagineerTech". Below the image is a drawing of a mushroom and a flower.
- Post 7 (Bottom Right):** Features the title "I can..." and the text "Posted on November 5, 2020 by studentoo". Below the image is a flowchart diagram with nodes like "looks", "habitat", "ten snouts", "black", "short curved claws", "forest", and "north america".