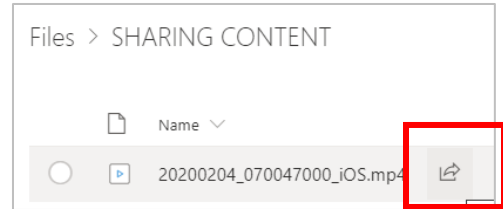


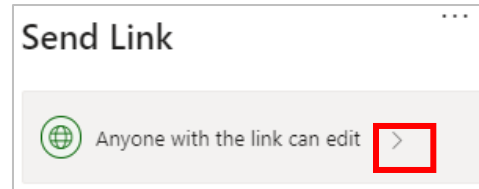
## Sharing Video from OneDrive to Blogs, Websites

Locate your video file from OneDrive

Hover over to the right to find the **SHARE** (arrow icon) > click it

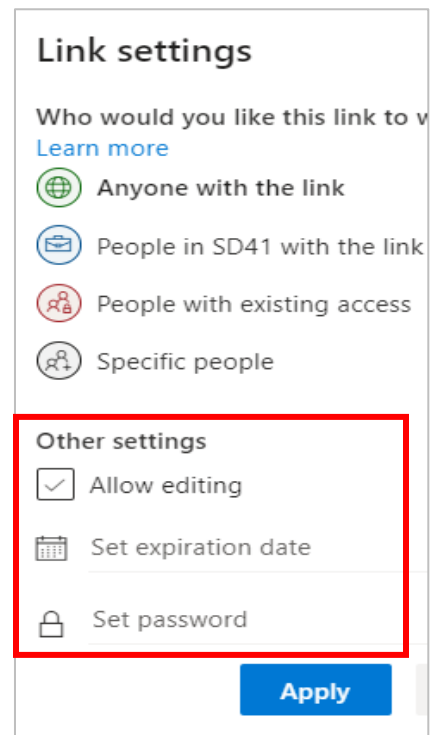


click the arrow next to **Anyone with the link can edit**



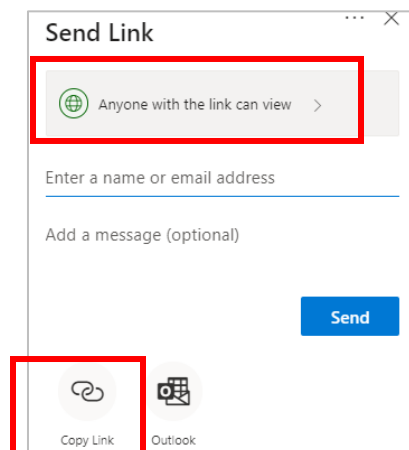
### OTHER SETTINGS

- uncheck box **ALLOW EDITING**
- (opt.) Set EXPIRATION DATE
- (opt.) Set a password



Click **APPLY**

**SEND LINK (you should see Anyone with the link can VIEW)**



Click **COPY LINK**

(use this link in your blog post)