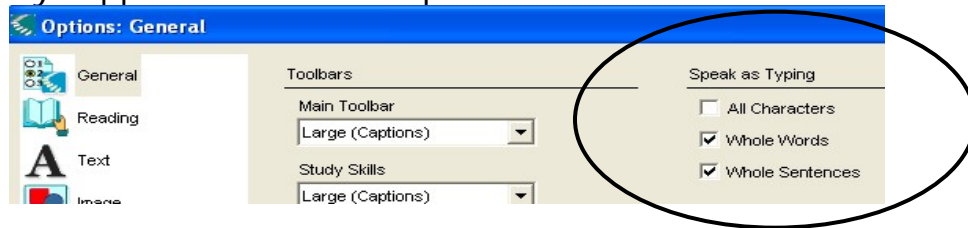
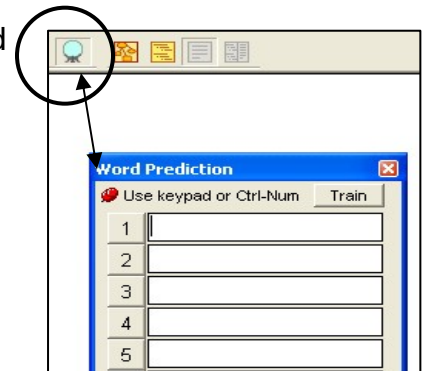


Kurzweil - Writing Tools Practice/Play

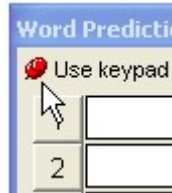
- ❑ Open a new text file and type in some text. Use the formatting tools on the writing toolbar to adjust your text until it looks like you want.
- ❑ Adjust the **Speak as Typing** options for students that need more auditory support. In Tools > Options:



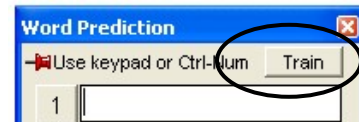
- ❑ Turn on word prediction. Adjust the **size** and **number of guesses** available in the word prediction window.



- ❑ Try pinning and un-pinning the word prediction window to the cursor. Try the different ways to select words from the list.



- ❑ Train a new word in the word prediction dictionary (it will have to be one not currently in the dictionary). Remember to add it to the spelling dictionary if needed.



- ❑ Create a custom vocabulary list on a topic of your choice. Create it two ways – by typing words in individually and by importing from a text file (create one first).

